





3D-HydrO₂ facial

#FiveStarFacial












3D-Hydr₂ facial










TIME DEFENCE EXPRESS - 30 MINS

| | | |
|---|--|---|
| DOUBLE CLEANSE –FOAMING CLEANSER | GENERAL CLEANSING AND EFFLEURAGE MOVEMENTS | |
|  HS1 – HYDRO PEEL – Large tip | LYMPHATIC MOVEMENTS | FLOW 1, VACUUM 4-6 (5 mins) |
|  HS2 – HYDRO PEEL – CONGESTED AREAS – Small tip | EXTRACTION MOVES- TWIST & GLIDE T-ZONE | FLOW 1 , VACUUM 8-9 (3-5 mins) |
|  HS3 – HYDRO PEEL – Large tip | LYMPHATIC MOVEMENTS | FLOW 1, VACUUM 4-6 (5 mins) |
|  ULTRASOUND – HYALURONIC MASK | APPLY HYALURONIC MASK, USE ULTRASOUND OVER THE TOP | USING LYMPHATIC DRAINAGE MOVEMENTS (5 mins) Start at 1. Increase to client comfort. |
| FINISHING PRODUCT – EITHER ACTIVE INCLUDING THE BASE | EFFLEURAGE | |

TIME DEFENCE FACIAL - 1 HOUR


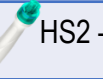


| DOUBLE CLEANSE –FOAMING CLEANSER | GENERAL CLEANSING AND EFFLEURAGE MOVEMENTS | <u>TIMING GUIDES</u> |
|--|--|--|
|  HS1 – HYDRO PEEL – Large tip | LYMPHATIC MOVEMENTS | FLOW 1, VACUUM 4-6 (5 mins) |
|  HS2 – HYDRO PEEL – CONGESTED AREAS – Small tip | EXTRACTION MOVES- TWIST & GLIDE T-ZONE | FLOW 1 , VACUUM 8-9 (3-5 mins) |
|  VIBRATION CLEANSER | APPLY GEL. ATTACH GREEN CAPSULE TO HAND PIECE. USE CIRCULAR MOTIONS, REMOVE REMAINING PRODUCT THOROUGHLY WITH SPATULA/TISSUE AND WATER | VIBRATION 7 (10 mins) |
|  HS3 – HYDRO PEEL – Large tip | LYMPHATIC MOVEMENTS | FLOW 1, VACUUM 4-6 (5 mins) |
|  ELECTRO-ION – SELECT ACTIVE | APPLY FERULIC ACID, HYLAURONIC ACID OR PURE PEPTIDES | INCREASE POWER TO CLIENT COMFORT (5-10 mins) CIRCLING FOR HYDRATION – LIFTING MOVEMENTS FOR MUSCLE TIGHTENING |
|  HOT PLATE – SELECT ACTIVE | APPLY FERULIC ACID, HYLAURONIC ACID OR PURE PEPTIDES USE HAND PIECE IN CIRCULAR MOTIONS | 40 - 42°C 2 MINUTES PER AREA OF THE FACE (10 mins) |
|  ULTRASOUND – HYALURONIC MASK | APPLY HYALURONIC MASK, USE ULTRASOUND OVER THE TOP | USING LYMPHATIC DRAINAGE MOVEMENTS (5 mins) Start at 1. Increase to client comfort. |
|  OXYGEN SPRAY – MASK FLUID | HOLD HAND PIECE 5CM AWAY FROM THE SKIN AND USE GENTLE CIRCULAR MOTIONS | OXYGEN SETTING. SPRAY AT LEVEL 2 (5 mins) |
|  COLD PLATE – MASK FLUID | CIRCULAR MOTIONS | 5°C COVER FULL FACIAL AREA UNTIL PRODUCT ABSORBED (5 mins) |
| FINISHING PRODUCT – EITHER ACTIVE INCLUDING BASE | EFFLEURAGE | |

TIME DEFENCE PLUS FACIAL - 1 HOUR 30 MINS










| | | |
|---|--|--|
| DOUBLE CLEANSE –FOAMING CLEANSER | GENERAL CLEANSING AND EFFLEURAGE MOVEMENTS | |
|  HS1 – HYDRO PEEL – Large tip | LYMPHATIC MOVEMENTS | FLOW 1, VACUUM 4-6 (5 mins) |
| HS2 – HYDRO PEEL – CONGESTED AREAS – Small tip | EXTRACTION MOVES- TWIST & GLIDE T-ZONE | FLOW 1, VACUUM 8-9 (3-5 mins) |
|  VIBRATION CLEANSER | APPLY GEL. ATTACH GREEN CAPSULE TO HAND PIECE. USE CIRCULAR MOTIONS, REMOVE REMAINING PRODUCT THOROUGHLY WITH SPATULA/TISSUE AND WATER | VIBRATION 7 (10 Mins) |
|  RADIO FREQUENCY SKIN TIGHTENING | APPLY GLYCERINE, USE HAND PIECE IN CIRCULAR MOVEMENTS | INCREASE SKIN TEMPERATURE TO 40 - 42°C MAINTAIN THE TEMPERATURE FOR 2 - 4 MINUTES ON EACH AREA OF THE FACE. (30-40 mins) |
|  HS3 – HYDRO PEEL – Large tip | LYMPHATIC MOVEMENTS | FLOW 1, VACUUM 4-6 (5 mins) |
|  ELECTRO-ION – SELECT ACTIVE | APPLY FERULIC ACID, HYLAURONIC ACID OR PURE PEPTIDES THE SKIN, USE HAND PIECE IN LIFTING MOTIONS | INCREASE POWER TO CLIENT COMFORT (5-10 mins) CIRCLING FOR HYDRATION – LIFTING MOVEMENTS FOR MUSCLE TIGHTENING |
|  HOT PLATE – SELECT ACTIVE | APPLY FERULIC ACID, HYLAURONIC ACID OR PURE PEPTIDES USE HAND PIECE IN CIRCULAR MOTIONS | 40 - 42°C 2 MINUTES PER AREA OF THE FACE (10 mins) |
|  ULTRASOUND – HYALURONIC MASK | APPLY HYALURONIC MASK, USE ULTRASOUND OVER THE TOP | USING LYMPHATIC DRAINAGE MOVEMENTS (5 mins) Start at 1. Increase to client comfort. |
|  OXYGEN SPRAY – MASK FLUID | HOLD HAND PIECE 5CM AWAY FROM THE SKIN AND USE GENTLE CIRCULAR MOTIONS | OXYGEN SETTING. SPRAY AT LEVEL 2 (5 mins) |
|  COLD PLATE – MASK FLUID | CIRCULAR MOTIONS | 5°C COVER FULL FACIAL AREA UNTILL PRODUCT ABSORBED (5 mins) |
| FINISHING PRODUCT – EITHER ACTIVE INCLUDING THE BASE | EFFLEURAGE | |

3D-Hydr₂ facial











BRIGHTENING EXPRESS - 30 MINS

| | | |
|---|--|---|
| DOUBLE CLEANSE –FOAMING CLEANSER | GENERAL CLEANSING AND EFFLEURAGE MOVEMENTS | |
|  HS1 – HYDRO PEEL – Large tip | LYMPHATIC MOVEMENTS | FLOW 1, VACUUM 4-6 (5 mins) |
|  HS2 – HYDRO PEEL – CONGESTED AREAS – Small tip | EXTRACTION MOVES- TWIST & GLIDE T-ZONE | FLOW 1, VACUUM 8-9 (3-5 mins) |
|  HS3 – HYDRO PEEL – Large tip | LYMPHATIC MOVEMENTS | FLOW 1, VACUUM 4-6 (5 mins) |
|  ULTRASOUND – HYALURONIC MASK | APPLY HYALURONIC MASK, USE ULTRASOUND OVER THE TOP | USING LYMPHATIC DRAINAGE MOVEMENTS (5 mins) Start at 1. Increase to client comfort. |
| FINISHING PRODUCT – EIHER ACTIVE INCLUDING THE BASE | EFFLEURAGE | |

BRIGHTENING FACIAL - 1 HOUR





| | | | |
|--|---|--|--|
| | DOUBLE CLEANSE –FOAMING CLEANSER | GENERAL CLEANSING AND EFFLEURAGE MOVEMENTS | |
|  | HS1 – HYDRO PEEL – Large tip | LYMPHATIC MOVEMENTS | FLOW 1, VACUUM 4-6 (5 mins) |
|  | HS2 – HYDRO PEEL – CONGESTED AREAS – Small tip | EXTRACTION MOVES- TWIST & GLIDE T-ZONE | FLOW 1, VACUUM 8-9 (3 - 5 mins) |
|  | VIBRATION CLEANSER | APPLY GEL. ATTACH GREEN CAPSULE TO HAND PIECE. USE CIRCULAR MOTIONS, REMOVE REMAINING PRODUCT THOROUGHLY WITH SPATULA/TISSUE AND WATER | VIBRATION 7 (10 mins) |
|  | HS3 – HYDRO PEEL – Large tip | LYMPHATIC MOVEMENTS | FLOW 1, VACUUM 4-6 (5 mins) |
|  | ELECTRO-ION –SELECT ACTIVE | APPLY BISABOLOL , USE HAND PIECE IN LIFTING MOTIONS | INCREASE POWER TO CLIENT COMFORT (5-10 mins) CIRCLING FOR HYDRATION – LIFTING MOVEMENTS FOR MUSCLE TIGHTENING |
|  | HOT PLATE – SELECT ACTIVE | APPLY BISABOLOL TO THE SKIN, USE HAND PIECE IN CIRCULAR MOTIONS | 40 - 42°C 2 MINUTES PER AREA OF THE FACE (10 mins) |
|  | ULTRASOUND – HYALURONIC MASK | APPLY HYALURONIC MASK, USE ULTRASOUND OVER THE TOP | USING LYMPHATIC DRAINAGE MOVEMENTS (5 mins) Start at 1. Increase to client comfort. |
|  | OXYGEN SPRAY – MASK FLUID | HOLD HAND PIECE 5CM AWAY FROM THE SKIN AND USE GENTLE CIRCULAR MOTIONS | OXYGEN SETTING. SPRAY AT LEVEL 2 (5 mins) |
|  | COLD PLATE – MASK FLUID | CIRCULAR MOTIONS | 5°C COVER FULL FACIAL AREA UNTILL PRODUCT ABSORBED (5 mins) |
| | FINISHING PRODUCT – BISABOLOL OR VITAMIN C INCLUDING THE BASE | EFFLEURAGE | |

BRIGHTENING PLUS FACIAL - 1 HOUR 30 MINS









| | | | |
|---|---|--|--|
| | DOUBLE CLEANSE –FOAMING CLEANSER | GENERAL CLEANSING AND EFFLEURAGE MOVEMENTS | |
|  | HS1 – HYDRO PEEL – Large tip | LYMPHATIC MOVEMENTS | FLOW 1, VACUUM 4-6 (5 mins) |
|  | HS2 – HYDRO PEEL – CONGESTED AREAS – Small tip | EXTRACTION MOVES- TWIST & GLIDE T-ZONE | FLOW 1, VACUUM 8-9 (3 – 5 mins) |
|  | VIBRATION CLEANSER | APPLY GEL. ATTACH GREEN CAPSULE TO HAND PIECE. USE CIRCULAR MOTIONS, REMOVE REMAINING PRODUCT THOROUGHLY WITH SPATULA/TISSUE AND WATER | VIBRATION 7 (10 mins) |
|  | RADIO FREQUENCY SKIN TIGHTENING | APPLY GLYCERINE, USE HAND PIECE IN CIRCULAR MOVEMENTS | INCREASE SKIN TEMPERATURE TO 40 - 42°C MAINTAIN THE TEMPERATURE FOR 2-4 MINUTES ON EACH AREA OF THE FACE. (30 – 40 mins) |
|  | HS3 – HYDRO PEEL – Large tip | LYMPHATIC MOVEMENTS | FLOW 1, VACUUM 4-6 (5 mins) |
|  | ELECTRO-ION – SELECT ACTIVE | APPLY BISABOLOL TO THE SKIN, USE HAND PIECE IN LIFTING MOTIONS | INCREASE POWER TO CLIENT COMFORT (5-10 mins) CIRCLING FOR HYDRATION – LIFTING MOVEMENTS FOR MUSCLE TIGHTENING |
|  | HOT PLATE – SELECT ACTIVE | APPLY BISABOLOL TO THE SKIN, USE HAND PIECE IN CIRCULAR MOTIONS | 40 - 42°C 2 MINUTES PER AREA OF THE FACE (10 mins) |
|  | ULTRASOUND – HYALURONIC MASK | APPLY HYALURONIC MASK, USE ULTRASOUND OVER THE TOP | USING LYMPHATIC DRAINAGE MOVEMENTS (5 mins) Start at 1. Increase to client comfort. |
|  | OXYGEN SPRAY – MASK FLUID | HOLD HAND PIECE 5CM AWAY FROM THE SKIN AND USE GENTLE CIRCULAR MOTIONS | OXYGEN SETTING. SPRAY AT LEVEL 2 (5 mins) |
|  | COLD PLATE – MASK FLUID | CIRCULAR MOTIONS | 5°C COVER FULL FACIAL AREA UNTILL PRODUCT ABSORBED (5 mins) |
| | FINISHING PRODUCT – BISABOLOL OR VITAMIN C INCLUDING BASE | EFFLEURAGE | |

3D-Hydr₂ facial

CLEAR SKIN EXPRESS - 30 MINS

| | | |
|---|--|--|
| DOUBLE CLEANSE – GENTLE FOAMING CLEANSER | GENERAL CLEANSING AND EFFLEURAGE MOVEMENTS | |
|  HS1 – HYDRO PEEL – Large tip | LYMPHATIC MOVEMENTS | FLOW 1, VACUUM 4-6 (5 mins) |
|  HS2 – HYDRO PEEL – CONGESTED AREAS – Small tip | EXTRACTION MOVES- TWIST & GLIDE T-ZONE | FLOW 1, VACUUM 8-9 (3 – 5 mins) |
|  HS3 – HYDRO PEEL – Large tip | LYMPHATIC MOVEMENTS | FLOW 1, VACUUM 4-6 (5 mins) |
|  ULTRASOUND – HYALURONIC MASK | APPLY HYALURONIC MASK, USE ULTRASOUND OVER THE TOP | USING LYMPHATIC DRAINAGE MOVEMENTS (5 mins) Start at 1 Increase to client comfort. |
| FINISHING PRODUCT – NIACINAMIDE OR SALICYLIC ACID INCLUDING BASE | EFFLEURAGE | |

CLEAR SKIN - 1 HOUR

| | | | |
|---|---|--|--|
|  | DOUBLE CLEANSE –FOAMING CLEANSER | GENERAL CLEANSING AND EFFLEURAGE MOVEMENTS | |
| | HS1 – HYDRO PEEL – Large tip | LYMPHATIC MOVEMENTS | FLOW 1, VACUUM 4-6 (5 mins) |
|  | HS2 – HYDRO PEEL – CONGESTED AREAS – Small tip | EXTRACTION MOVES- TWIST & GLIDE T-ZONE | FLOW 1, VACUUM 8-9 (3 – 5 mins) |
|  | VIBRATION CLEANSER | APPLY GEL. ATTACH WHITE CAPSULE TO HAND PIECE. USE CIRCULAR MOTIONS, REMOVE REMAINING PRODUCT THOROUGHLY WITH SPATULA/TISSUE AND WATER | Vibration 7 (10 mins) |
|  | HS3 – HYDRO PEEL – Large tip | LYMPHATIC MOVEMENTS | FLOW 1, VACUUM 4-6 (5 mins) |
|  | ELECTRO-ION – SELECT SERUM | APPLY NIACINAMIDE TO THE SKIN, USE HAND PIECE IN LIFTING MOTIONS | INCREASE POWER TO CLIENT COMFORT (5-10 mins) CIRCLING FOR HYDRATION – LIFTING MOVEMENTS FOR MUSCLE TIGHTENING |
|  | ULTRASOUND – HYALURONIC MASK | APPLY HYALURONIC MASK, USE ULTRASOUND OVER THE TOP | USING LYMPHATIC DRAINAGE MOVEMENTS (5 mins) Start at 1. Increase to client comfort. |
|  | OXYGEN SPRAY – MASK FLUID | HOLD HAND PIECE 5CM AWAY FROM THE SKIN AND USE GENTLE CIRCULAR MOTIONS | OXYGEN SETTING. SPRAY AT LEVEL 2 (5 mins) |
|  | COLD PLATE – MASK FLUID | CIRCULAR MOTIONS | 5°C COVER FULL FACIAL AREA UNTILL PRODUCT ABSORBED (5 mins) |
| | FINISHING PRODUCT – NIACIAMIDE OR SALICYLIC ACID INCLUDING THE BASE | EFFLEURAGE | |